

Topakustik Custom

Line 2123

formerly: TOPAKUSTIK LINE 2123

A completely new concept through ornamental designs instead of perforations or grooving. Virtually limitless individualisation thanks to almost any design on nearly any surface.

Core materials




- MDF 16 mm normally flammable D-s2,d0 and flame retardant B-s1,d0
- RESAP®-Plus 17 mm, non-combustible
- Three-layer panel ARIA-Pure (white fir) 16 mm

Formats

- MDF max. 4000 × 1280 mm
- RESAP®-Plus max. 3050 × 1220 mm
- Three-layer panel ARIA-Pure max. 4000 × 1280 mm

The external dimensions depend on the pattern. Note the axial dimensions of the pattern horizontally and vertically, which are assigned to each of the different designs.

Surface finishes

-  **Paint**
All except white and very light colours (after consultation)
-  **Real wood veneer**
All types of wood (light veneers must be sampled)
-  **Melamine coating**
Our eco collection 2.0 (only with MDF), HPL coating on request

Sound absorption data acc. to ISO 354

We have measured some of the pattern in an acoustic chamber according to ISO 354. For the other pattern, the absorption value can be taken that has a similar open area. Have a look at the table for these values*.


Line	%	226 mm	66 mm
2111	2.1	0.50 LM	0.50 LM
2112	3.3	0.60 LM	0.60 LM
2110	4.0	0.70 L	0.70 LM
2123	4.0	*	*
2121	5.1	0.70 L	0.65 LM
2115	5.8	0.75 L	0.75 M
2120	8.0	0.70 L	0.70 LM
2113	14.8	0.75	0.75

Suspension height:

approx. 226 mm and approx. 66 mm
with acoustic fleece and Mineral wool 40 mm (60 kg/m³)



1:30



Pattern w = 630 mm h = 90 mm