


Topakustik Classic


8/3 M

TOP(A)K(U)S(T)I(K) 

Acoustic panel solutions

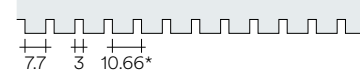
formerly: TOPAKUSTIK 8/3 M

Compared to wider grooves, this grooving is less visible as the interplay of light and shadow appears constant due to the narrow groove spacing and therefore appears more flat. The narrow grooves require perfect assembly, as even the smallest differences in the surface are visible.



Planks

Thanks to the precise tongue and groove connection, planks result in an attractive surface with a joint-free appearance, because the connecting joint matches the dimension of the grooves. The planks permit simple and flexible assembly. They can be installed by stapling to a timber batten. Installation with Turning-clip is only possible with thickness of 19/20mm.



Normally flammable D-s2,d0 / CH RF 3



Painted 16 mm | Real wood veneer 17 mm | Melamine 16 mm

Flame retardant B-s1,d0 / CH RF 2



Painted 16 mm | Real wood veneer 17 mm | Melamine 16 mm

RESAP® core panel, non-combustible



Painted 16 mm | Real wood veneer 17 mm

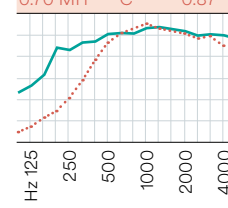
Standard

2780 × 128	2780 × 128	2780 × 128	2780 × 128	2780 × 128	2780 × 128	2540 × 128	2540 × 128
	3640 × 128			3640 × 128		3080 × 128	3080 × 128
4080 × 128		4080 × 128	4080 × 128		4080 × 128		

Custom lengths are also available

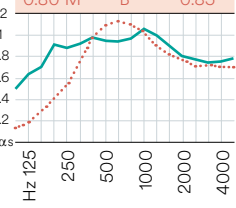
8/3 M-19%

αw	Euro	NRC
1.00	A	1.00
0.70 MH	C	0.87



8/3 M-9.5%

αw	Euro	NRC
0.85 L	B	0.92
0.80 M	B	0.85



Panels

Panels are used for removable or fixed ceilings and walls with visible joints. Panels can be provided with a number of different edges and are also suited for cabinet fronts and room dividers.

Normally flammable D-s2,d0 / CH RF 3



Painted 16 mm | Real wood veneer 17 mm | Melamine 16 mm

Flame retardant B-s1,d0 / CH RF 2



Painted 16 mm | Real wood veneer 17 mm | Melamine 16 mm

RESAP® core panel, non-combustible



Painted 16 mm | Real wood veneer 17 mm

maximal

4080 × 1216	3640 × 1216	4080 × 1216	4080 × 1216	3640 × 1216	4080 × 1216	3080 × 1216	3080 × 1216
ideal = means optimal use of MDF core – custom lengths are also available							
2040 × 992/ 640	2040 × 992/ 640	2040 × 992/ 640	2040 × 992/ 640	2040 × 992/ 640	2040 × 992/ 640	1540 × 608	1540 × 608
2780 × 992/ 640	2780 × 992/ 640	2780 × 992/ 640	2780 × 992/ 640	2780 × 992/ 640	2780 × 992/ 640	2540 × 608	2540 × 608
3640 × 640	3640 × 640			3640 × 640		3080 × 608	3080 × 608


Sound absorption data acc. to ISO 354

Suspension height:

— approx. 200 mm

⋯ approx. 56 mm

with acoustic fleece and Mineral wool 30 mm (60 kg/m³)



* During planning, the axial dimension of 10.66 mm must be taken into account.