


Topakustik Custom Line 2115

TOP(A)K(U)S(T)I(K) 

Acoustic panel solutions

formerly: TOPAKUSTIK LINE 2115

A completely new concept through ornamental designs instead of perforations or grooving. Virtually limitless individualisation thanks to almost any design on nearly any surface.

Core materials




- MDF 16 mm normally flammable D-s2,d0 and flame retardant B-s1,d0
- RESAP®-Plus 17 mm, non-combustible
- Three-layer panel ARIA-Pure (white fir) 16 mm

Formats

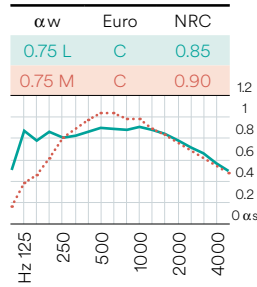
- MDF max. 4000 × 1280 mm
- RESAP®-Plus max. 3050 × 1220 mm
- Three-layer panel ARIA-Pure max. 4000 × 1280 mm

The external dimensions depend on the pattern. Note the axial dimensions of the pattern horizontally and vertically, which are assigned to each of the different designs.

Surface finishes

-  **Paint**
All except white and very light colours (after consultation)
-  **Real wood veneer**
All types of wood (light veneers must be sampled)
-  **Melamine coating**
Our eco collection 2.0 (only with MDF), HPL coating on request

Custom Line 2115

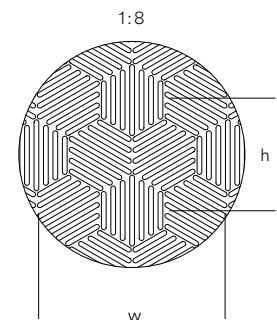


Sound absorption data acc. to ISO 354

Suspension height:

- approx. 226 mm
- approx. 66 mm

with acoustic fleece and Mineral wool 40 mm (60 kg/m³)



Pattern w = 202.50 mm
h = 116.913 mm